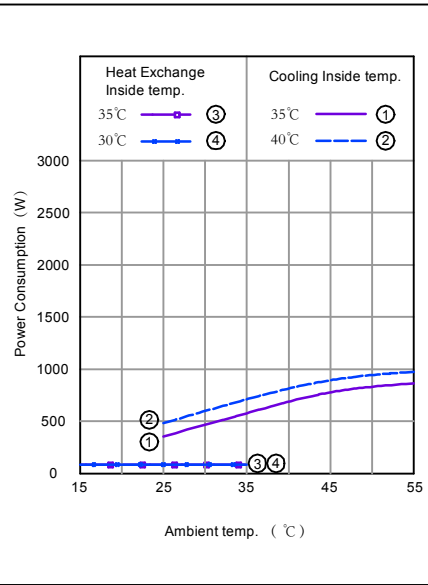
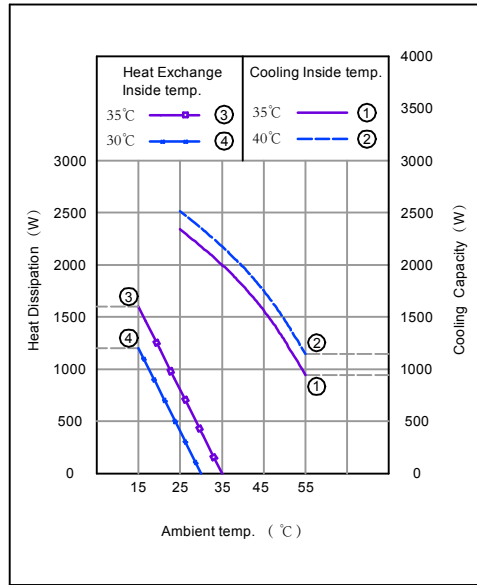
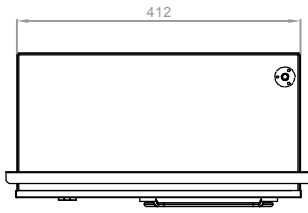
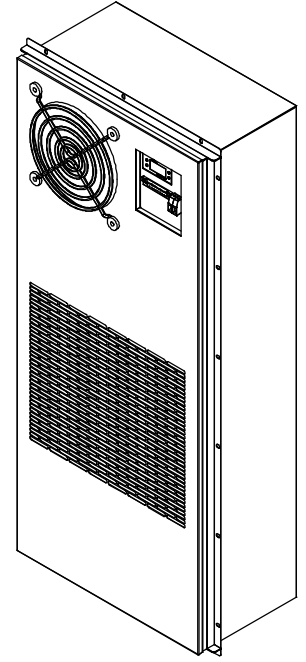
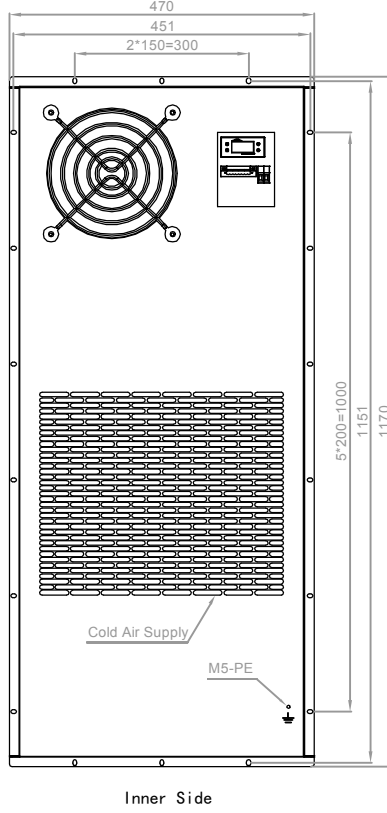
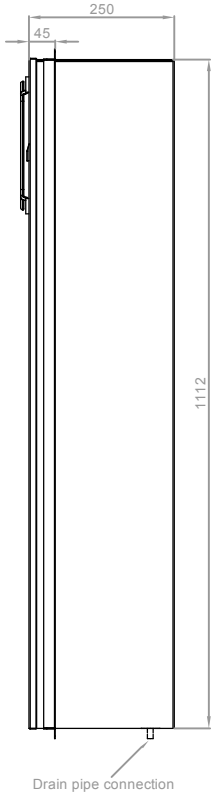
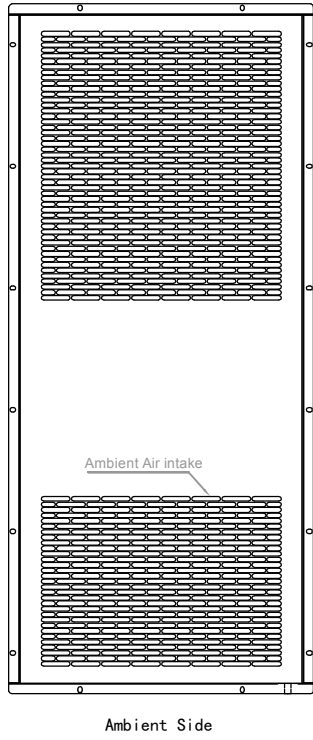


Model Definition:
 C H Z B - 0 2 0 - 0 0 6 - 0 2 0
 C H Z B - 0 2 0 - 0 0 0 - 0 2 0

020: Product ID
 000: No heater, 006: Heater Size 600W
 020: Cooling Capacity 2000W
 B: Refrigerant = R134a
 Z: DC Power Supply
 H: Air Con. & HEX
 C: Combined climate unit



DC power supply range	48VDC (40 ~ 60VDC)
Cooling capacity	2000W @ 35°C / 35°C
Heat Exchange capacity	80W / K
Cooling power Consumption	620W @ 35°C / 35°C
Heat Exchange power Consumption	80W
Cooling current	13A @ 35°C / 35°C
Inner circulation air flow rate	500m³/h
Display	LED
Heater	600W (Option per order)
Heater power supply range	48VDC (40 ~ 60VDC)
Operating temperature range	-15°C ~ +55°C
Max. noise level	65dB(A) @ 1.0m away
IP protection level	IP55 - between external and internal interface
Net weight	50Kg
Outer dimension	1112x412x250 (mm,HxWxD)
Refrigerant type	R134a
Certification	CE
Surface treatment	Outdoor type powder coating, standard color: RAL7035
Lifetime	10 years



		P/N: 311020	Ver.: A
		Name: 2000W Combined climate unit	
		Model: CHZB-020-006-020	
		CHZB-020-000-020	

Figure 1 - Installation tips if extra cowling needed by customer

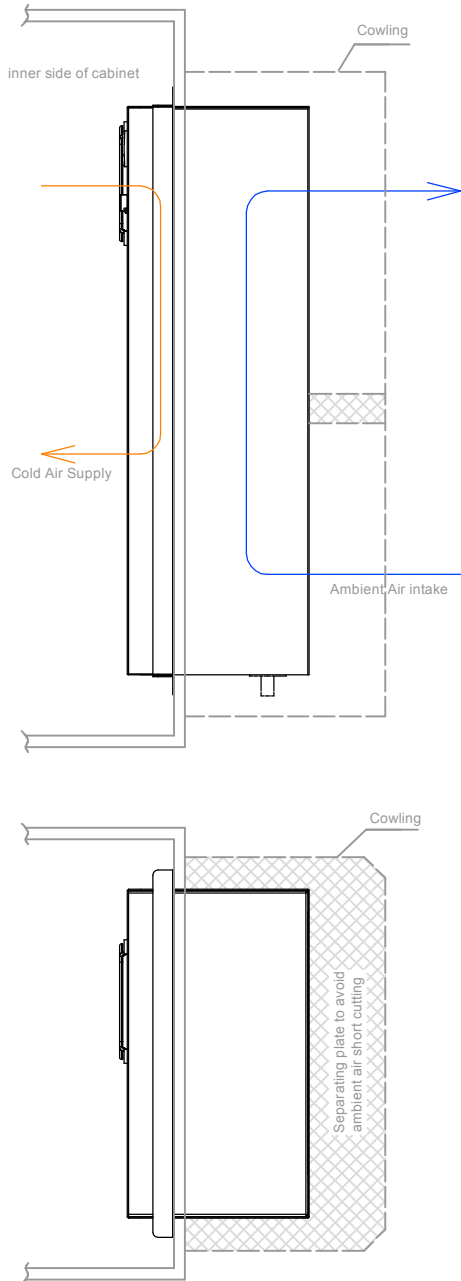


Figure 2 - Mounting interface with cabinet door


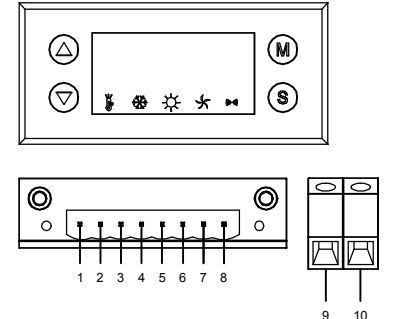


Figure 3 - Wiring interface with customer circuit



No.	symbol	Definition
1	T/R+	T/R+ port for RS485 communication
2	T/R-	T/R- port for RS485 communication
3	NC	Normally Closed port for alarming signal output
4	COM	Common Port for Alarming signal output
5	NO	Normally open port for alarming signal output
6	CONTROL	Control signal input : on / off dry switch type
7	/	/
8	/	/
9	+V	Pole : DC - positive
10	-V	Pole : DC - negative

Display explanation :
 LED will show inner air temp. at normal working, while also show alarming code when alarming triggered.

Status bar : with indicator light

- Keep lighting when do parameter setting
- Keep blinking when unit carry out self testing process
- Keep lighting under normal cooling operation
- Keep lighting under normal heating operation
- Keep lighting when external cycle fan start working
- Keep blinking for alarming triggered

		P/N: 311020	Ver.: A
		Name: 2000W Combined climate unit	
		Model: CHZB-020-006-020	
		CHZB-020-000-020	

Note:
 It is not recommended to add extra cowling

While if customer insist on doing that ,please follow below rules:
 1. The louvers for ambient air intake and discharge must keep 70% above open area for having sufficient air flow
 2. A separating plate must be added to avoid air short cut between intake & exhaust air