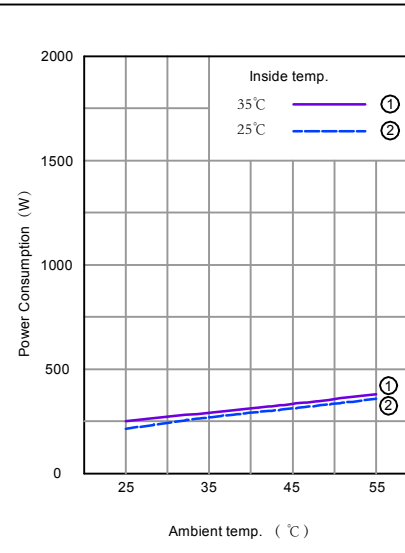
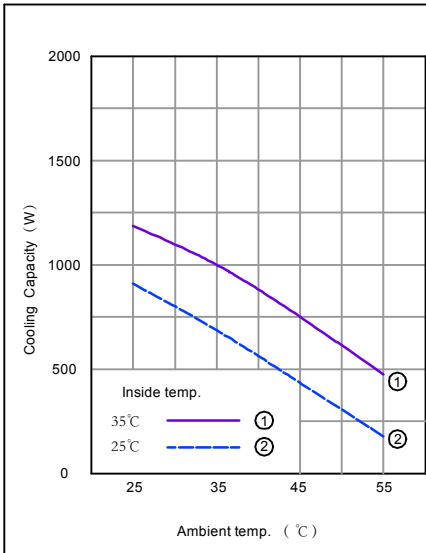
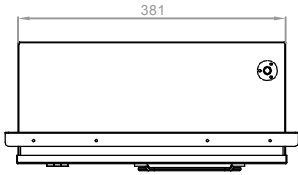
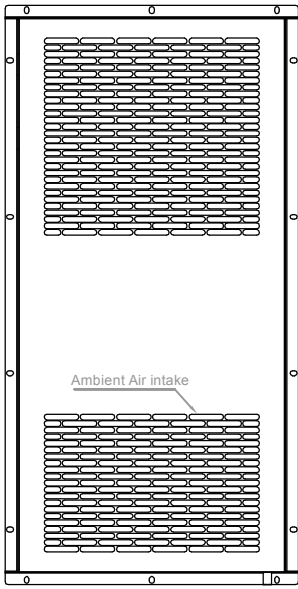


Model Definition:
 ACZB-010-003-030
 ACZB-010-000-030

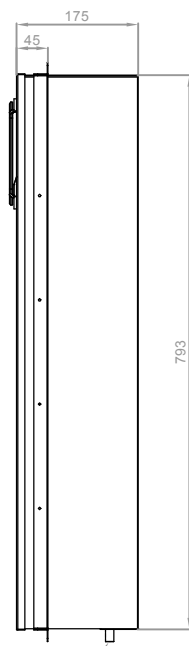
030: Product ID
 000: No heater; 003: Heater Size 300W
 010: Cooling Capacity 1000W
 B: Refrigerant = R134a
 Z: DC Power Supply
 C: Cabinet Application
 A: Air Conditioner



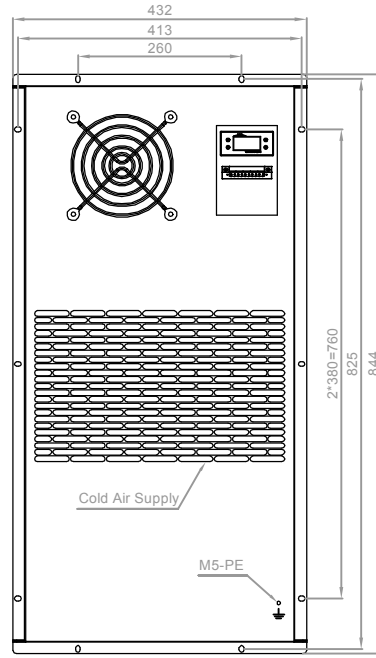
DC power supply range	48VDC (40 ~ 60VDC)
Cooling capacity	1000W @ 35°C / 35°C
Rated power Consumption	290W @ 35°C / 35°C
Rated current	6A @ 35°C / 35°C
Inner circulation air flow rate	400m³/h
Display	LED
Heater	300W (Option per order)
Heater power supply range	48VDC (40 ~ 60VDC)
Operating temperature range	-15°C ~ +55°C
Max. noise level	65dB(A) @ 1.0m away
IP protection level	IP55 - between external and internal interface
Net weight	26Kg
Outer dimension	793x381x175 (mm,HxWxD)
Refrigerant type	R134a
Certification	CE
Surface treatment	Outdoor type powder coating, standard color: RAL7035
Lifetime	10 years



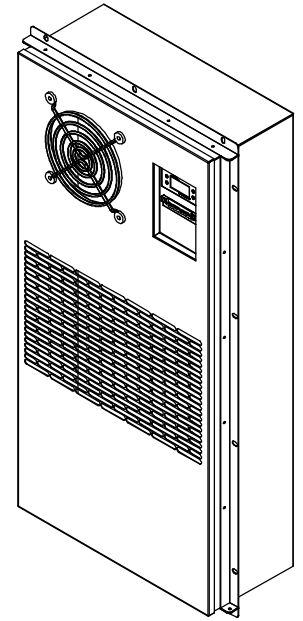
Ambient Side



Drain pipe connection

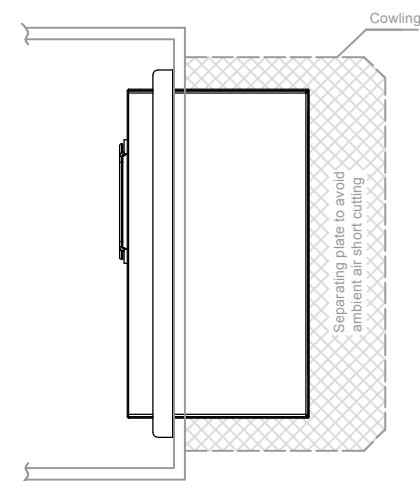
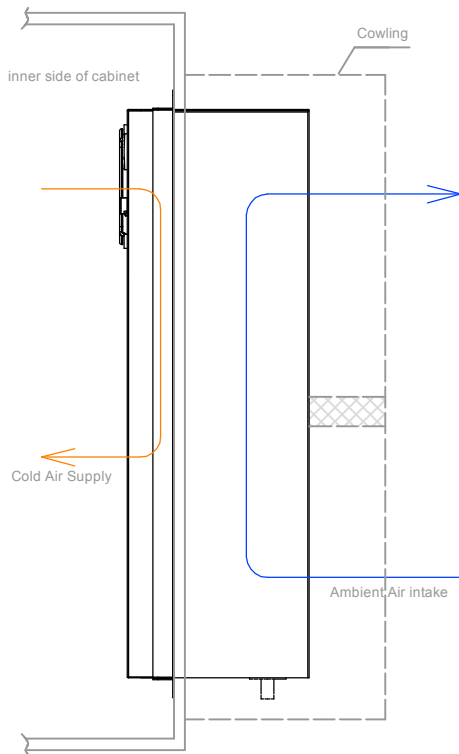


Inner Side



		P/N: 711030	Ver.: A
		Name: 1000W DC Air Con.	
		Model: ACZB-010-003-030	
		ACZB-010-000-030	

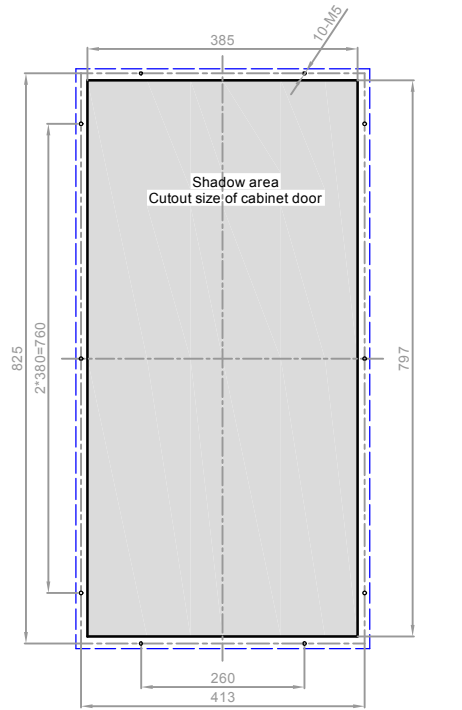
Figure 1 - Installation tips if extra cowling needed by customer



Note:
 It is not recommended to add extra cowling

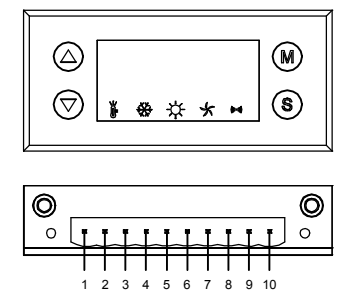
While if customer insist on doing that, please follow below rules:
 1. The louvers for ambient air intake and discharge must keep 70% above open area for having sufficient air flow
 2. A separating plate must be added to avoid air short cut between intake & exhaust air

Figure 2 - Mounting interface with cabinet door



Blue dashed rectangle: Air conditioner projected dimension on door (844x432mm)

Figure 3 - Wiring interface with customer circuit



No.	symbol	Definition
1	T/R+	T/R+ port for RS485 communication
2	T/R-	T/R- port for RS485 communication
3	NC	Normally Closed port for alarming signal output
4	COM	Common Port for Alarming signal output
5	NO	Normally open port for alarming signal output
6	CONTROL	Control signal input: on / off dry switch type
7	/	/
8	/	/
9	+V	Pole: DC - positive
10	-V	Pole: DC - negative

Display explanation:
 LED will show inner air temp. at normal working, while also show alarming code when alarming triggered.

- Status bar: with indicator light
- Keep lighting when do parameter setting
 - Keep blinking when unit carry out self testing process
 - Keep lighting under normal cooling operation
 - Keep lighting under normal heating operation
 - Keep lighting when external cycle fan start working
 - Keep blinking for alarming triggered

		P/N: 711030	Ver.: A
		Name: 1000W DC Air Con.	
		Model: ACZB-010-003-030	
		ACZB-010-000-030	